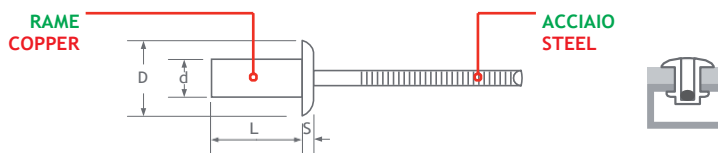

















Stagni
Sealed

RAME / ACCIAIO - Testa Tonda
COPPER / STEEL - Dome Head



d mm.	L mm.	Codice Code	 mm.	 mm.	D mm.	S mm.	 N	 N	
3,2	6,5	BR0393265	0,5 - 2,0	ø 3,3	6,0	1,3	1300	850	12.000
	8	BR0393208	2,0 - 3,5						11.500
	9,5	BR0393295	3,5 - 5,0						11.500
	12,5	BR03932125	6,5 - 8,0						10.000

d mm.	L mm.	Codice Code	 mm.	 mm.	D mm.	S mm.	 N	 N	
4,0	8	BR0393808	1,5 - 3,5	ø 4,1	8,0	1,6	2000	1350	8.000
	10	BR0393810	4,0 - 5,5						7.000

d mm.	L mm.	Codice Code	 mm.	 mm.	D mm.	S mm.	 N	 N	
4,8	9,5	BR0394895	3,5 - 5,0	ø 4,9	9,5	2,0	2800	1950	6.000
	11,5	BR03948115	5,0 - 6,5						4.000